

THE ECONOMY

Employment Development Department
Labor Market Information Division

Ericka Saenz, Regional Manager

Emerson Figueroa, Labor Market Consultant

Today's Topics

- Structural changes in US industries-
past, present and future
- What is Labor Market?
- Global and demographic trends
- Labor Market Information Division

Transformation of the Economy - Industries

Then

Post world war II


- Defense related
- Manufacturing
- Natural resource based activities



Now

The new millennium

- Advance technology/ communication
- Biotechnology/ Nano Tech
- Multimedia & Motion pictures
- Social Media



Effects of Transformation




- Job cuts
- Consolidations/ Mergers
- Corporate Restructuring
- Changes in the occupational structure
- Changes in skill requirements

Transformation of the Economy - Occupations

Then

- Automobile assemblers
- Steel workers
- PBX operators
- Typists



Now

- Blog and Social Editor
- Dexa Technologist
- Multimedia Artist/ Animators
- Bioinformatics
- Nurse Informaticians



Emerging Trends

- Employers move jobs around the world.
- The workforce is aging and retirements could mean worker shortages.
- Increased demand for healthcare, leisure time activities, and business services.



Emerging Trends-Worker

TRADITIONAL JOBS

- Re-entry uncommon
- Work available for all
- Trained prior to job



NEW WORLD OF WORK

- Many exits and returns
- Work requires literacy
- Lifelong learning



Emerging Trends-Workplace

TRADITIONAL JOBS

- Fixed structure
- Management Control
- Hierarchical organization



NEW WORLD OF WORK

- “Right-sizing”
- Workgroup Responsible
- Virtual Corporations

Emerging Trends-Labor Markets

TRADITIONAL JOBS

- Local jobs
- Slow change
- Mechanical systems



NEW WORLD OF WORK

- Global Economy
- Rapid change
- Information based



Essential Employability Skills

- ✓ Accountability for Actions
- ✓ Common Sense
- ✓ Continual Learning
- ✓ Cooperativeness
- ✓ Flexibility
- ✓ Customer Service
- ✓ Dependability
- ✓ Integrity
- ✓ Motivation
- ✓ Work Habits

Many employers include:

- **Basic Reading**
- **Writing**
- **Computational Skills**

Labor Market Information Is...

Information about a market where labor skills are exchanged for wages.

Can be descriptive (qualitative) or statistical (quantitative) in nature.

The key elements in the labor market are the workers (labor resources) and jobs (employment opportunities).

Benefits of LMI



- Provides critical information needed to find a job or change career
- Essential tool for both job seekers and the employers



- Neutral, objective, and credible
- Answer questions without estimating or guessing



- Improves efficiency.
- Make informed decisions.

Labor Market Information Division: What We Do and Who We Serve

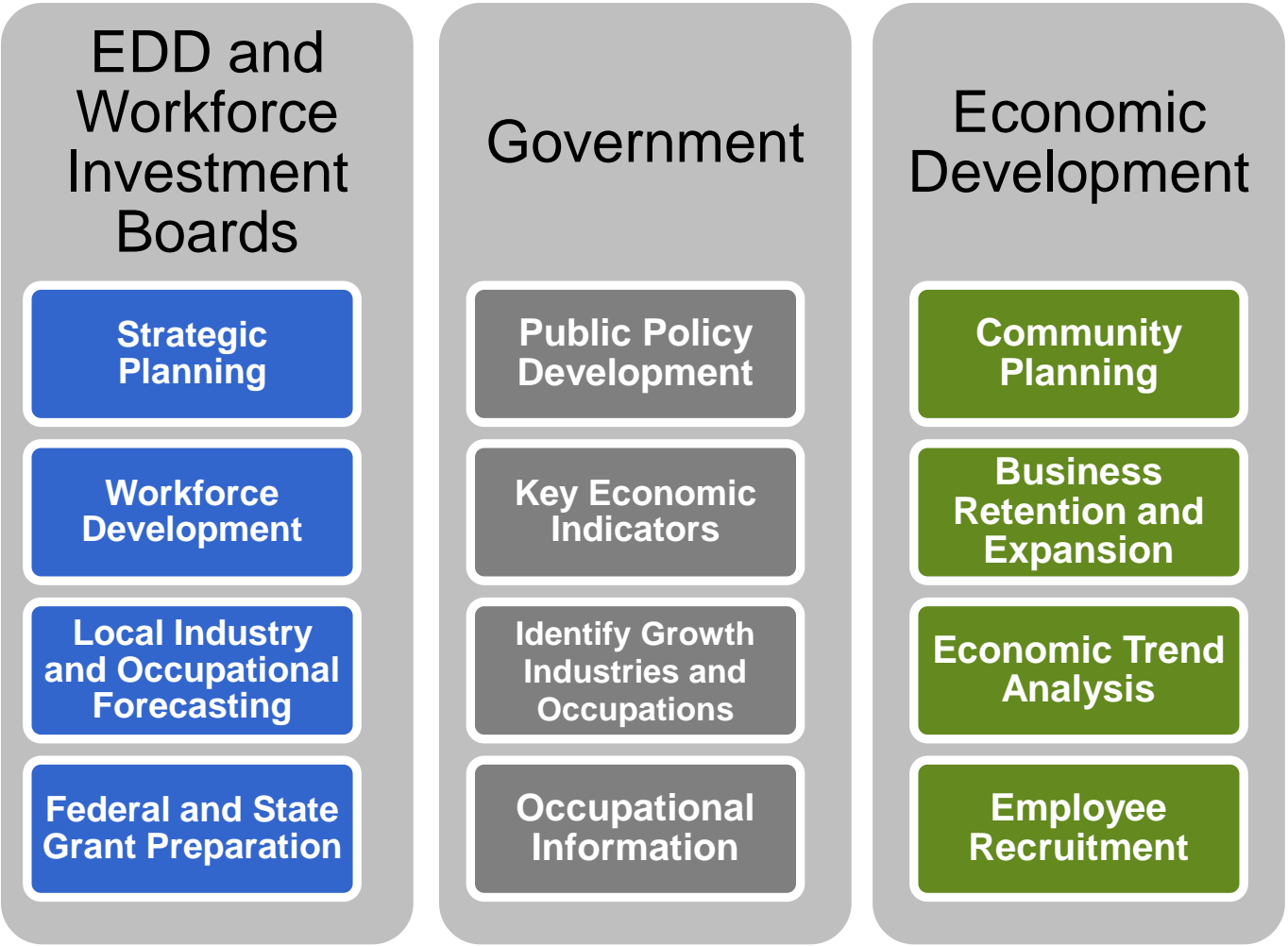
Collect,
Analyze, and
Publish Data

Form
Partnerships

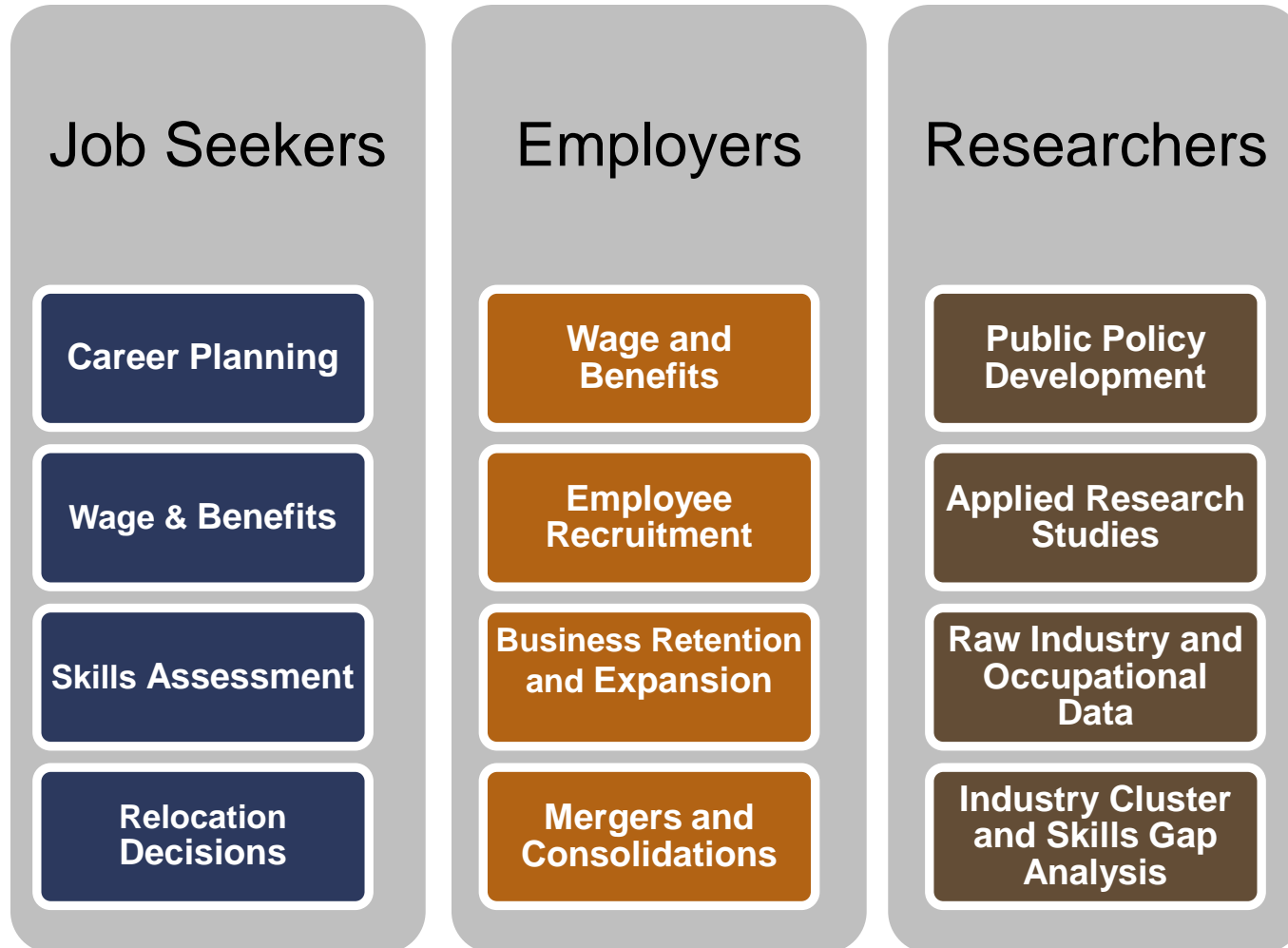
Provide
Technical
Assistance

Respond to
Media and
Customers

How Customers Use LMI



How Customers Use LMI



How Does Each Group Fit Into the Division



Employment Payroll Group



- Quarterly Census of Employment and Wages (QCEW)



- Annual Refile Survey



- Size of Business Report

Current Economic Statistics Group



- Current employment and earnings information by industry



- Labor force information



- Agricultural employment and earnings



- Economic trends



- Industry and occupational projections

Occupational Research Group



- Occupational employment and wage estimates



- Staffing patterns



- Customized reports

Statewide Information Services Group

- 
- Special studies on labor market and emerging trends

- 
- Confidential data requests

- 
- Occupation research

Local Information Services Group



- Analysis, interpretation, and technical assistance



- Trends, future conditions, and other industry research analysis.



- Local press releases and media contact



- Workforce and economic development, education, and training

Division Leadership Support Group

- 
- State and Federal budgets

- 
- Administrative duties
 - Oversee contract deliverables

- 
- Analysis and creation of maps and reports

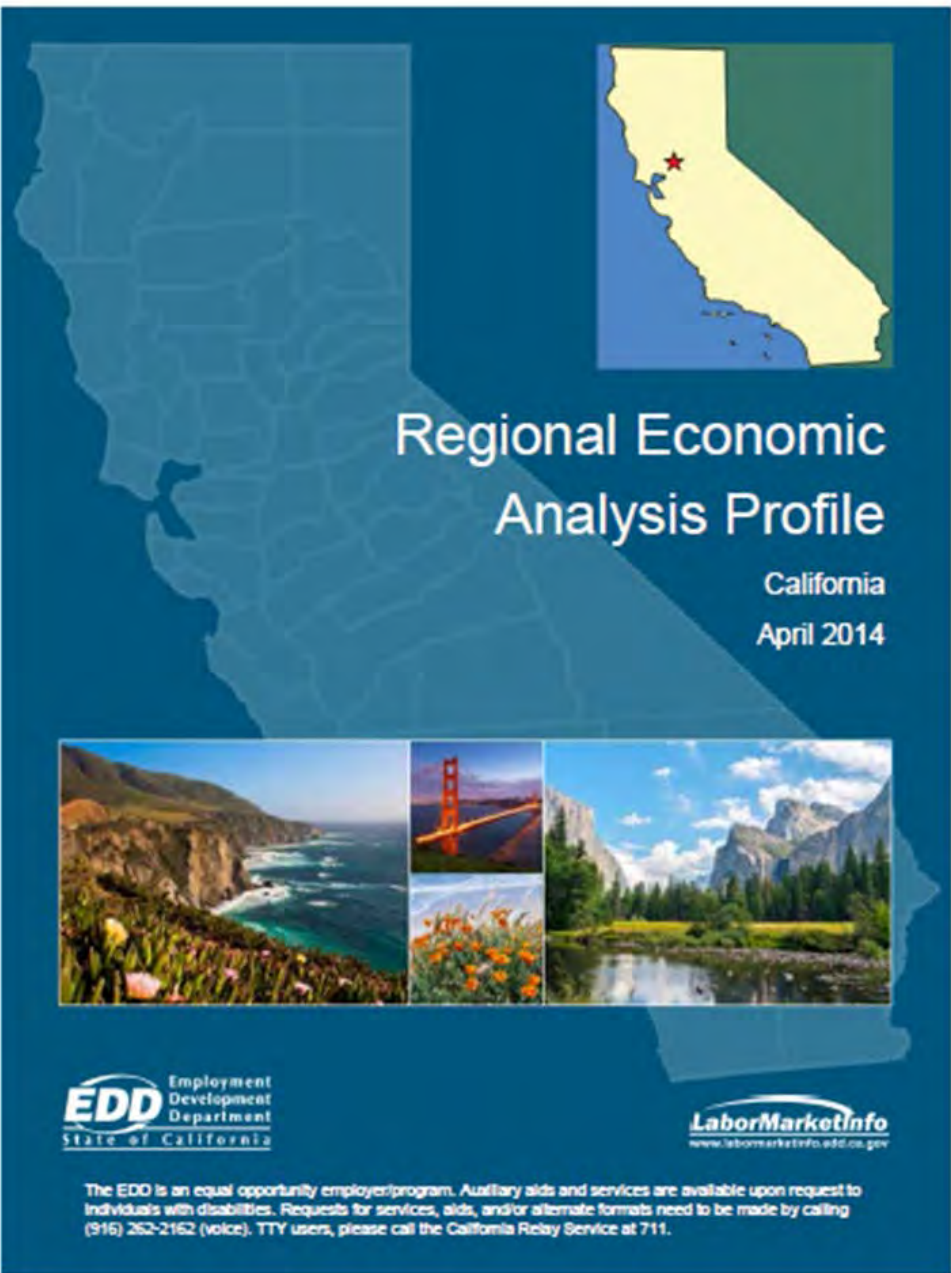
- 
- Maintenance and dissemination of information via LMID

Regional Analysis and Support Group

- 
- Industry Cluster Analysis

- 
- Occupation Analysis


- 
- Skills Gap Analysis



The cover features a large, light blue map of California in the background. In the top right corner, there is a smaller inset map of California with a red star marking a specific region on the coast. The title 'Regional Economic Analysis Profile' is centered in white text. Below the title, 'California' and 'April 2014' are listed. A horizontal strip of four landscape photographs is positioned below the text: a coastal cliffside with waves, the Golden Gate Bridge, a mountain valley with a lake, and a field of orange flowers. At the bottom left is the EDD logo, and at the bottom right is the LaborMarketInfo logo with its website address. A disclaimer is located at the very bottom.

Regional Economic Analysis Profile

California
April 2014



EDD Employment Development Department
State of California

LaborMarketInfo
www.labormarketinfo.edd.ca.gov

The EDD is an equal opportunity employer/program. Auxiliary aids and services are available upon request to individuals with disabilities. Requests for services, aids, and/or alternate formats need to be made by calling (916) 262-2162 (voice). TTY users, please call the California Relay Service at 711.

REA Profile



- Uses industry and occupational projections



- Help align the state's workforce



- Focus on the future employment demand

Statewide Economic Markets Sub-Markets Methodology

Economic Analysis - Statewide Summary

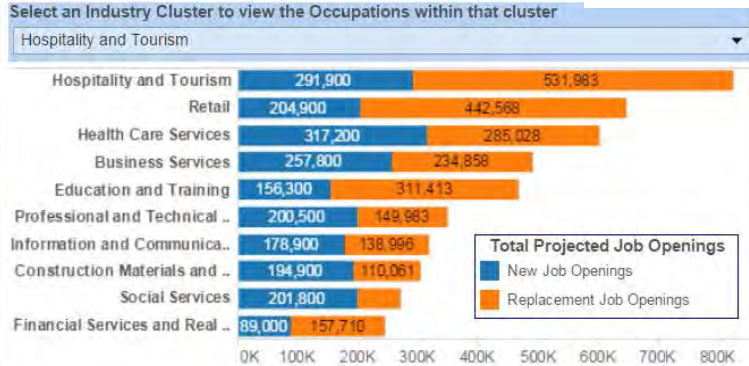
Section 1

California Economic Markets



Top 10 Industry Clusters

Section 3



Section 2

Industry Clusters

Cluster	New Job Openings	Replacement Job Openings	Total Projected Job Openings
Hospitality and Tourism	291,900	531,983	823,883
Retail	204,900	442,568	647,468
Health Care Services	317,200	285,028	602,228
Business Services	257,800	234,858	492,658
Education and Training	156,300	311,413	467,713
Professional and Technical Services	200,500	149,983	350,483
Information and Communication Techn..	178,900	138,996	317,896
Construction Materials and Services	194,900	110,061	304,961
Social Services	201,800	70,177	271,977
Financial Services and Real Estate	89,000	157,710	246,710
Agriculture, Food, and Beverage Proce..	69,700	159,604	229,304
Transportation and Logistics	68,700	102,134	170,834

Occupations

Section 4

Standard Occupational Classification (SOC) Title	Median Hourly Wage	New Job Openings	Replacement Job Openings	Total Projected Job Openings
Waiters and Waitresses	\$9.20	41,800	111,909	153,709
Combined Food Preparati..	\$9.25	68,100	85,530	153,630
Cooks, Restaurant	\$11.26	33,500	22,031	55,531
Food Preparation Workers	\$9.51	14,200	24,798	38,998
Dining Room and Cafeteri..	\$9.16	11,300	26,738	38,038
First-Line Supervisors of F..	\$14.20	19,000	18,846	37,846
Dishwashers	\$9.25	10,600	26,451	37,051
Hosts and Hostesses, Res..	\$9.22	7,400	29,188	36,588
Cooks, Fast Food	\$9.19	13,600	20,709	34,309
Bartenders	\$9.47	9,400	17,588	26,988
Counter Attendants, Cafet..	\$9.74	3,100	23,716	26,816
Cashiers	\$10.12	4,800	15,304	20,104

Source: California Employment Development Department, Projections of Employment 2012-2022: Occupational Employment Statistics Wage Survey. Additional wage data can be found at the OES Employment and Wages by Occupation <http://www.labormarketinfo.edd.ca.gov/data/oes-employment-and-wages.html>

Undo Redo Reset

tableau

4,991 views

Share

Download

Contact Information



Ericka Saenz, Region Manager

Ericka.Saenz@edd.ca.gov

(626) 960-7281 FAX (626) 960-7301

Olga Hernandez, Consultant

Olga.Hernandez@edd.ca.gov

(562) 427-6482 FAX (562) 988-8497

Robert Lee, Consultant

RobertH.Lee@edd.ca.gov

(626) 962-0420 FAX (626) 962-0793

Juan Millan, Consultant

Juan.Millan@edd.ca.gov

(626) 962-0508 FAX (626) 962-7451

Emerson Figueroa, Consultant

Emerson.Figueroa@edd.ca.gov

(213) 620-2826 FAX (213) 620-2825