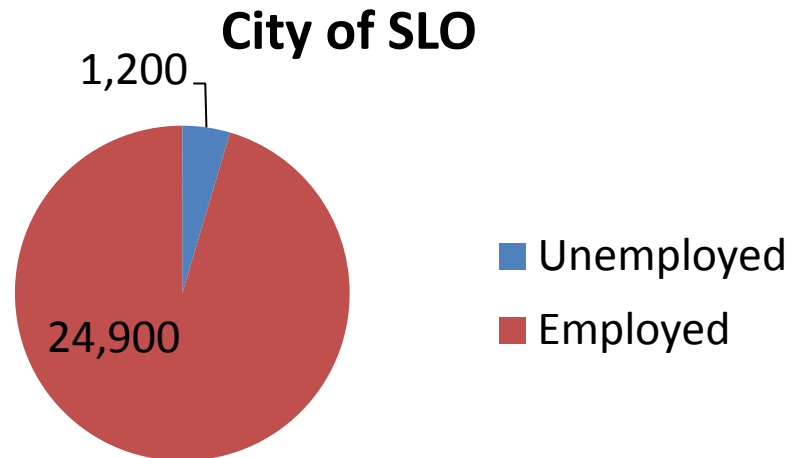
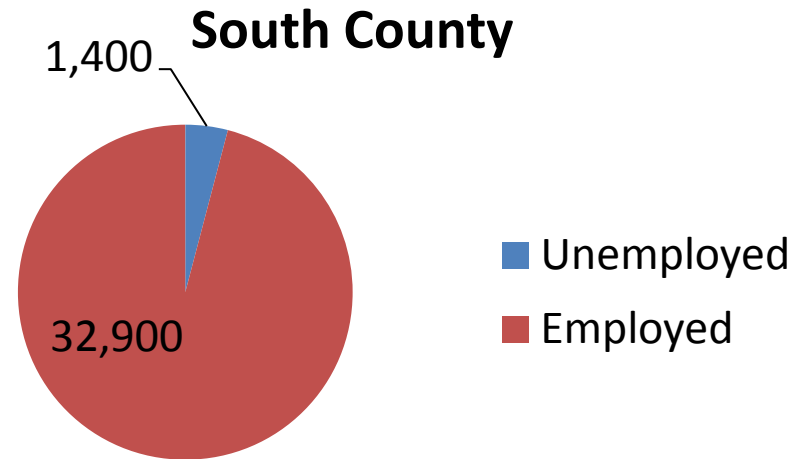
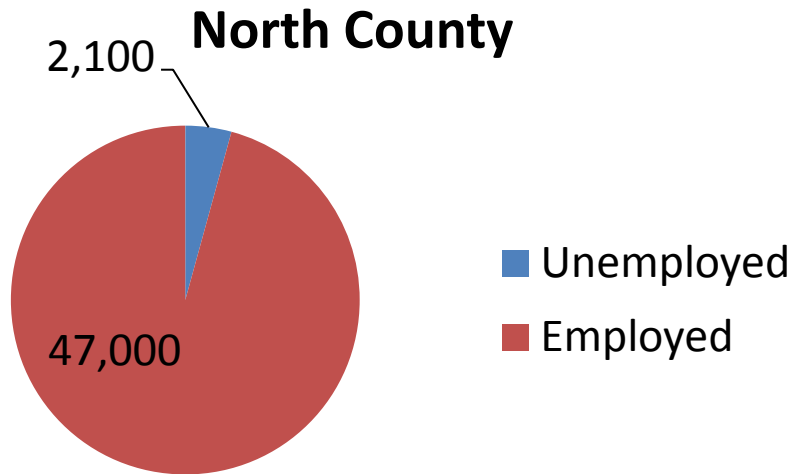


# Guiding AJCC Community-Based Services

A demographic overview

# Labor Force



# Unemployment By Area

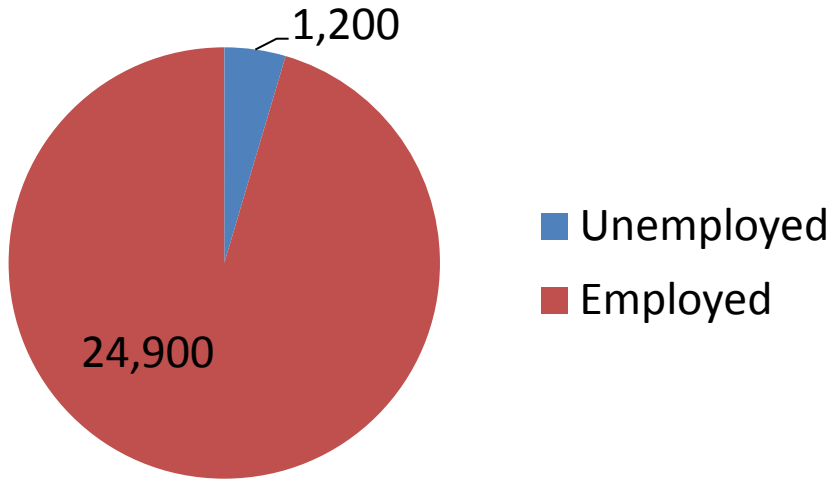
Area	Unemployment Rate
CA	6.3%
SLO County	4.3%
City of SLO	4.6%
Paso Robles	4.9%
Grover Beach	4.8%

State of California Employment Development Department Labor Force Data May 2015

## Highest Unemployment Rates in SLO County:

San Miguel	8.1%
Shandon	5.9%

# City of SLO Labor Force



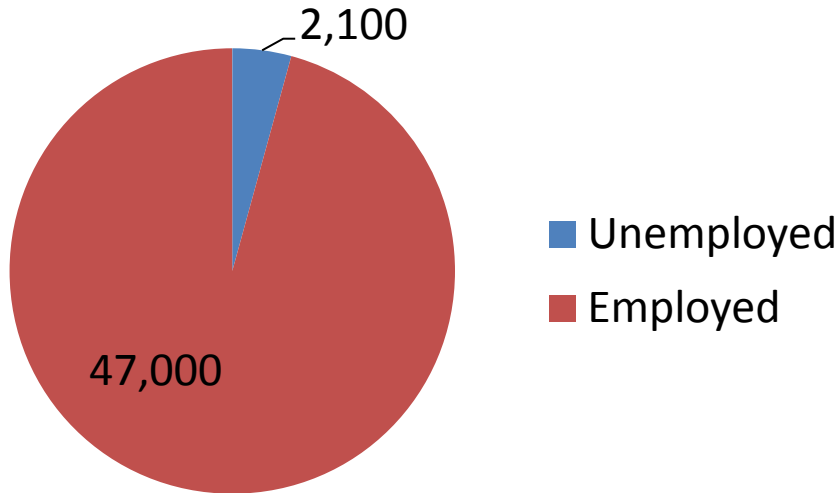
City of SLO Unemployment Rate	4.3%
----------------------------------	------

## City of SLO Largest Industries

Government	14,321 jobs
Health Care and Social Assistance	6,338 jobs
Retail Trade	5,032 jobs

Industry and Occupation Data: EMSI 2015.2 - Employees

## North County labor force



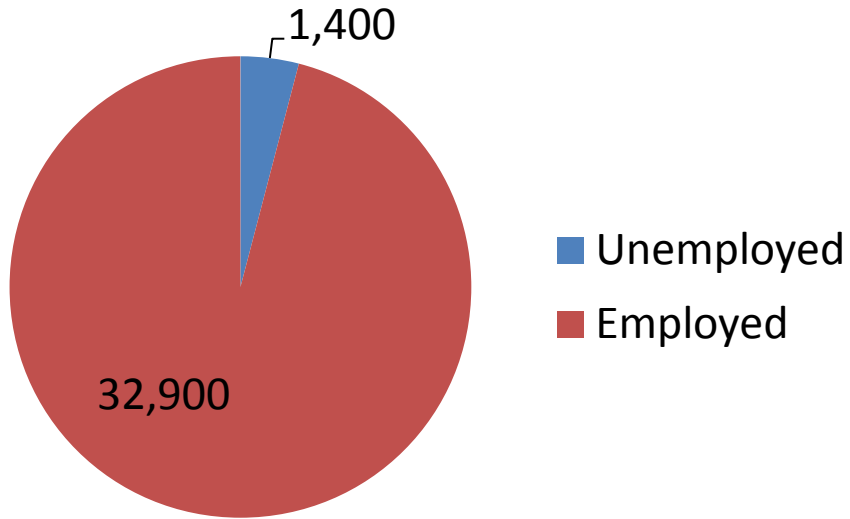
<b>Paso Robles Unemployment Rate</b>	<b>4.9%</b>
--	-------------

### North County Largest Industries

Retail Trade	4,561 jobs
Crop and Animal Production	3,527 jobs
Accommodation and Food Service	3,671 jobs

Industry and Occupation Data: EMSI 2015.2 - Employees

# South County Labor Force



<b>Grover Beach Unemployment Rate</b>	<b>4.8%</b>
---	-------------

## South County Largest Industries

Government	3,126 jobs
Accommodation and Food Service	3,993 jobs
Retail Trade	3,011 jobs

Industry and Occupation Data: EMSI 2015.2 - Employees

## County-Wide Need for AJCC Services

- AJCC Staff providing WIOA services through community-partner sites in North and South Counties
- Outreach & Recruitment are **essential**
- Obligation of the workforce development system to inform the public *about* and provide *access to* services

## Initial Indicators of Success

- Enrollment of individuals in AJCC services corresponds to county-wide need
- Increased awareness by referral agencies, job-seekers and employers of AJCC services