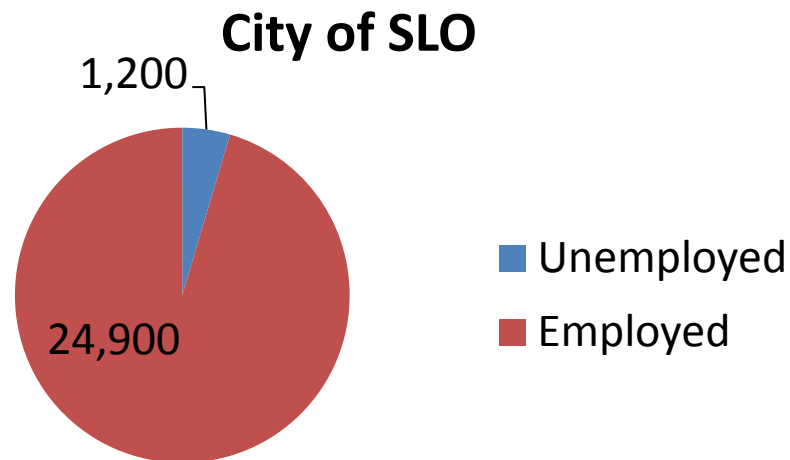
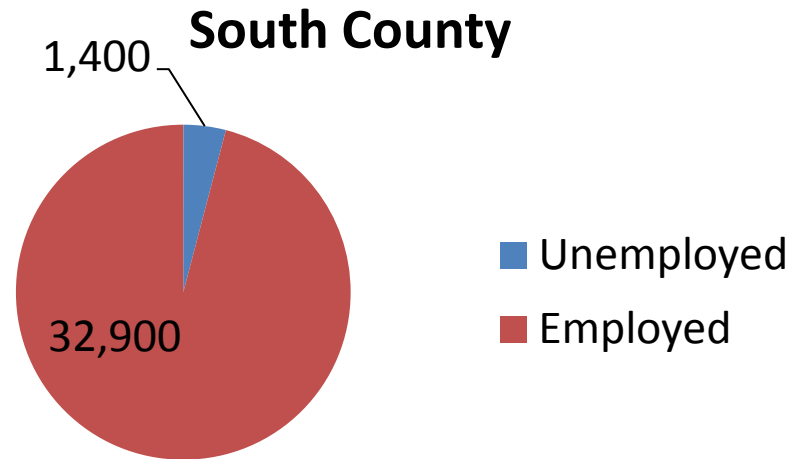
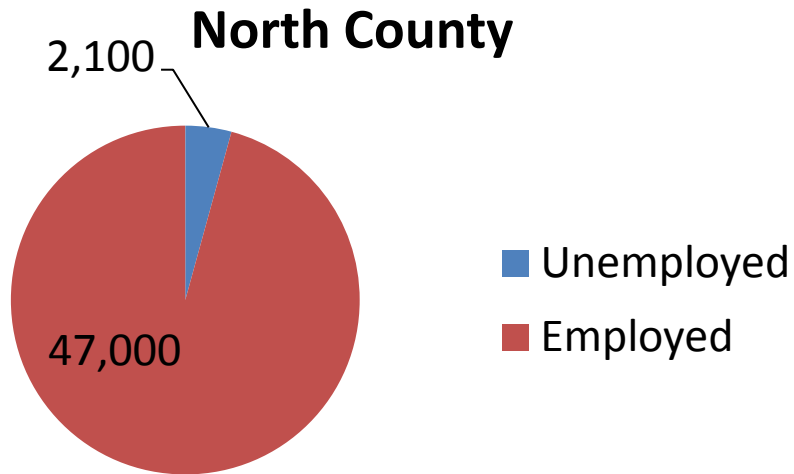


Guiding AJCC Community-Based Services

A demographic overview

Labor Force



Unemployment By Area

Area	Unemployment Rate
CA	6.3%
SLO County	4.3%
City of SLO	4.6%
Paso Robles	4.9%
Grover Beach	4.8%

State of California Employment Development Department Labor Force Data May 2015

Highest Unemployment Rates in SLO County:

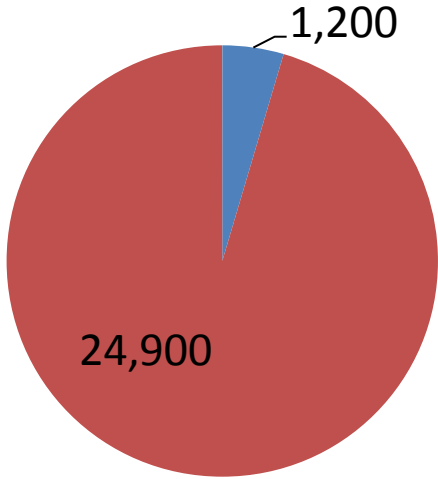
San Miguel	8.1%
Shandon	5.9%

Poverty Status By Area

Area	% Living in Poverty
CA	13.2%
SLO County	13.6%
City of SLO	31.5%
Paso Robles	10.2%
Grover Beach	14.3%

U.S. Census, 2007-2011, American Community Survey 5-Year Estimates, Poverty Status in the Past 12 Months

City of SLO



- Unemployed
- Employed

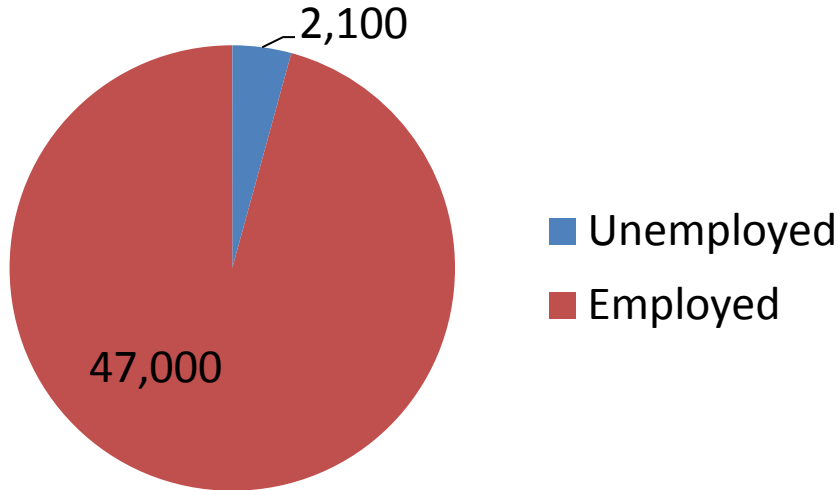
Labor Force 26,100	
% of people living in poverty	31.5%
Unemployment Rate	4.3%

Largest Industries

Government	14,321 jobs
Health Care and Social Assistance	6,338 jobs
Retail Trade	5,032 jobs

Industry and Occupation Data: EMSI 2015.2 - Employees

Paso Robles/North County



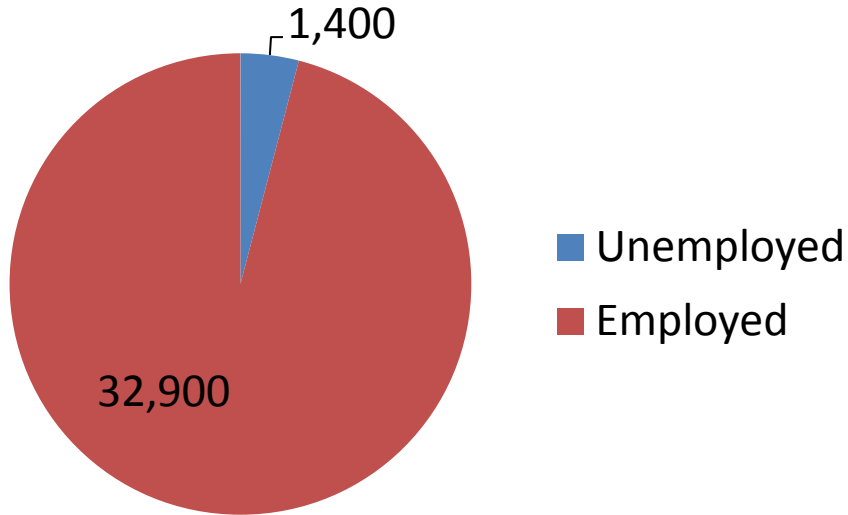
Labor Force 49,100	
% of people living in poverty	10.2%
Unemployment Rate	4.9%

Largest Industries

Retail Trade	4,561 jobs
Crop and Animal Production	3,527 jobs
Accommodation and Food Service	3,671 jobs

Industry and Occupation Data: EMSI 2015.2 - Employees

Grover Beach/South County



Labor Force 34,300	
% of people living in poverty	14.3%
Unemployment Rate	4.8%

Largest Industries

Government	3,126 jobs
Accommodation and Food Service	3,993 jobs
Retail Trade	3,011 jobs

Industry and Occupation Data: EMSI 2015.2 - Employees

County-Wide Need for AJCC Services

- AJCC Staff providing WIOA services through community-partner sites in North and South Counties
- Outreach & Recruitment are **essential**
- Obligation of the workforce development system to inform the public *about* and provide *access to* services

Initial Indicators of Success

- Enrollment of individuals in AJCC services corresponds to county-wide need
- Increased awareness by referral agencies, job-seekers and employers of AJCC services